

# SAMBA Flex Portfolio (CHF) from March 13, 2024

(initiated February 22, 2022)




**Note: This is not an investment advice, and for informational and educational purposes only!**

## Aktien



Name Valor / ISIN Börse	Anzahl	Kaufkurs Kaufwert	Aktueller Kurs Aktueller Wert	Heute +/- Heute % +/- Wert heute	Gesamt +/- Gesamt % +/- Wert seit Kauf
<b>Berkshire Hathaway Inc. B</b> 10926529 / US0846707026 New York	200.00	267.70 CHF (314.16 USD) 53'539.15 CHF (62'832.00 USD)	355.14 CHF (416.78 USD) 71027.28 CHF (83'355.57 USD)	1.41 CHF 0.40 % 282.52 CHF	87.44 CHF 32.66 % 17488.14 CHF
<b>BYD Co. Ltd.</b> 1459145 / CNE100000296 Nasdaq OTC	850.00	26.95 CHF (30.26 USD) 22'905.23 CHF (25'718.88 USD)	22.20 CHF (24.93 USD) 18868.49 CHF (21'186.26 USD)	1.16 CHF 5.50 % 984.44 CHF	-4.75 CHF -17.62 % -4036.74 CHF
<b>BYD Co. Ltd.</b> 1459145 / CNE100000296 Nasdaq OTC	350.00	32.39 CHF (36.37 USD) 11'336.89 CHF (12'729.50 USD)	22.20 CHF (24.93 USD) 7769.38 CHF (8'723.76 USD)	1.16 CHF 5.50 % 405.36 CHF	-10.19 CHF -31.47 % -3567.52 CHF
<b>Kering</b> 21591 / FR0000121485 XETRA	20.00	561.85 CHF (568.90 EUR) 11'236.91 CHF (11'378.00 EUR)	402.84 CHF (407.90 EUR) 8056.80 CHF (8'157.96 EUR)	3.84 CHF 0.96 % 76.70 CHF	-159.01 CHF -28.30 % -3180.12 CHF
<b>Lonza AG (N)</b> 1384101 / CH0013841017 Swiss Exchange	50.00	533.80 CHF 26'690.00 CHF	458.20 CHF 22910.00 CHF	-6.40 CHF -1.38 % -320.00 CHF	-75.60 CHF -14.16 % -3780.00 CHF
<b>SIG Combibloc</b> 43537795 / CH0435377954 Swiss Exchange	1000.00	22.86 CHF 22'860.00 CHF	18.30 CHF 18300.00 CHF	-0.12 CHF -0.65 % -120.00 CHF	-4.56 CHF -19.95 % -4560.00 CHF
<b>Sika AG</b> 41879292 / CH0418792922 Swiss Exchange	50.00	242.10 CHF 12'105.00 CHF	260.40 CHF 13020.00 CHF	-3.40 CHF -1.29 % -170.00 CHF	18.30 CHF 7.56 % 915.00 CHF
<b>Tesla</b> 11448018 / US88160R1014 NASDAQ	5.00	298.36 CHF (335.01 USD) 1'491.80 CHF (1'675.05 USD)	155.98 CHF (175.14 USD) 779.88 CHF (875.68 USD)	2.13 CHF 1.39 % 10.66 CHF	-142.38 CHF -47.72 % -711.92 CHF
<b>Gesamt (Aktien):</b>			160731.82 CHF	1149.69 CHF 0.72 %	-1433.16 CHF -0.88 %

## ETFs

Name Valor / ISIN Börse	Anzahl	Kaufkurs Kaufwert	Aktueller Kurs Aktueller Wert	Heute +/- Heute % +/- Wert heute	Gesamt +/- Gesamt % +/- Wert seit Kauf
 Fidelity Global Quality Income UCITS ETF CHF Hedged Inc / IE00BMG8GR03 Swiss Exchange	8250.00	6.40 CHF 52'800.00 CHF	6.86 CHF 56603.25 CHF	<b>-0.07 CHF</b> <b>-0.94 %</b> <b>-536.25 CHF</b>	<b>0.46 CHF</b> <b>7.20 %</b> <b>3803.25 CHF</b>
iShares \$ Treasury Bond 20+yr UCITS ETF USD (Dist) 26707734 / IE00BSKRJZ44 SIX SX USD	10000.00	3.12 CHF (3.56 USD) 31'200.34 CHF (35'560.00 USD)	3.12 CHF (3.56 USD) 31200.34 CHF (35'560.00 USD)	0.00 CHF 0.00 % 0.00 CHF	0.00 CHF 0.00 % 0.00 CHF
 iShares Swiss Dividend ETF (CH) 23793563 / CH0237935637 Swiss Exchange	660.00	153.18 CHF 101'099.46 CHF	155.80 CHF 102828.00 CHF	<b>0.82 CHF</b> <b>0.53 %</b> <b>541.20 CHF</b>	<b>2.62 CHF</b> <b>1.71 %</b> <b>1728.54 CHF</b>
 Vanguard FTSE All-World High Dividend Yield UCITS ETF USD Accumulation 48526175 / IE00BK5BR626 London	450.00	57.08 CHF (64.09 USD) 25'685.35 CHF (28'840.50 USD)	60.60 CHF (68.05 USD) 27270.91 CHF (30'620.83 USD)	<b>-0.32 CHF</b> <b>-0.52 %</b> <b>-142.14 CHF</b>	<b>3.52 CHF</b> <b>6.17 %</b> <b>1585.56 CHF</b>
<b>Gesamt (ETFs):</b>			217902.50 CHF	<b>-137.19 CHF</b> <b>-0.06 %</b>	<b>7117.35 CHF</b> <b>3.38 %</b>

## Fonds

Name Valor / ISIN Börse	Anzahl	Kaufkurs Kaufwert	Aktueller Kurs Aktueller Wert	Heute +/- Heute % +/- Wert heute	Gesamt +/- Gesamt % +/- Wert seit Kauf
 ACATIS AI Global Equities C / DE000A2DMV81 KAG	15.00	1'502.65 CHF (1'539.13 EUR) 22'539.79 CHF (23'086.95 EUR)	1560.09 CHF (1'597.96 EUR) 23401.38 CHF (23'969.46 EUR)	<b>-4.14 CHF</b> <b>-0.26 %</b> <b>-62.13 CHF</b>	<b>57.44 CHF</b> <b>3.82 %</b> <b>861.59 CHF</b>
 Acatis Aktien Global Fonds D 12221193 / DE000A1C7DK9 KAG	1.00	25'429.59 CHF (25'429.59 DM) 25'429.59 CHF (25'429.59 DM)	27628.55 CHF (27'628.55 DM) 27628.55 CHF (27'628.55 DM)	<b>-258.47 CHF</b> <b>-0.93 %</b> <b>-258.47 CHF</b>	<b>2198.96 CHF</b> <b>8.65 %</b> <b>2198.96 CHF</b>
Galileo Asia Fund I CHF 25883498 / CH0258834982 KAG	200.00	153.59 CHF (153.59 DM) 30'718.00 CHF (30'718.00 DM)	117.62 CHF (117.62 DM) 23524.00 CHF (23'524.00 DM)	<b>-0.19 CHF</b> <b>-0.16 %</b> <b>-38.00 CHF</b>	<b>-35.97 CHF</b> <b>-23.42 %</b> <b>-7194.00 CHF</b>

JPMorgan Investment Funds - Global Dividend Fund I (Inc) - USD  
51560458 / LU2093775513  
KAG

200.00	111.57 CHF (124.78 USD) 22'313.16 CHF (24'956.00 USD)	123.99 CHF (138.68 USD) 24798.83 CHF (27'736.09 USD)	0.88 CHF 0.71 % 175.48 CHF	12.43 CHF 11.14 % 2485.67 CHF
--------	--	---	----------------------------------	-------------------------------------



JSS Sustainable Equity - Sara-Select P CHF dist  
123406 / CH0001234068  
KAG

5.00	2'020.00 CHF 10'100.00 CHF	1788.14 CHF 8940.70 CHF	5.15 CHF 0.29 % 25.75 CHF	<b>-231.86 CHF</b> <b>-11.48 %</b> <b>-1159.30 CHF</b>
------	-------------------------------	----------------------------	---------------------------------	--

JSS Sustainable Equity - Sara-Select P CHF dist  
123406 / CH0001234068  
KAG

10.00	1'770.56 CHF 17'705.60 CHF	1788.14 CHF 17881.40 CHF	5.15 CHF 0.29 % 51.50 CHF	17.58 CHF 0.99 % 175.80 CHF
-------	-------------------------------	-----------------------------	---------------------------------	-----------------------------------



Long Term Investment Fund Classic CHF  
3101817 / LU0301246772  
KAG

100.00	557.94 CHF (557.94 DM) 55'794.00 CHF (55'794.00 DM)	608.99 CHF (608.99 DM) 60899.00 CHF (60'899.00 DM)	6.49 CHF 1.08 % 649.00 CHF	51.05 CHF 9.15 % 5105.00 CHF
--------	--	---	----------------------------------	------------------------------------

Multiflex SICAV - The Singularity Fund D1  
40917630 / LU1779697538  
KAG

200.00	127.26 CHF (141.71 USD) 25'451.12 CHF (28'342.00 USD)	150.10 CHF (167.15 USD) 30019.36 CHF (33'429.14 USD)	<b>-0.83 CHF</b> <b>-0.55 %</b> <b>-166.71 CHF</b>	22.84 CHF 17.95 % 4568.25 CHF
--------	--	---	--	-------------------------------------

Multipartner SICAV - Kon-wave Gold Equity Fund C CHF  
37377692 / LU1643692699  
KAG

200.00	149.36 CHF (149.36 DM) 29'872.00 CHF (29'872.00 DM)	153.05 CHF (153.05 DM) 30610.00 CHF (30'610.00 DM)	0.46 CHF 0.30 % 92.00 CHF	3.69 CHF 2.47 % 738.00 CHF
--------	--	---	---------------------------------	----------------------------------



Quantex Global Value Fund (CHF) I  
39961167 / LI0399611677  
KAG

130.00	395.45 CHF 51'408.50 CHF	424.76 CHF 55218.80 CHF	<b>-0.98 CHF</b> <b>-0.23 %</b> <b>-127.40 CHF</b>	29.31 CHF 7.41 % 3810.30 CHF
--------	-----------------------------	----------------------------	--	------------------------------------



Quantex Multi Asset Fund CHF I  
58051690 / LI0580516909  
KAG

400.00	121.93 CHF 48'772.00 CHF	126.12 CHF 50448.00 CHF	0.11 CHF 0.09 % 44.00 CHF	4.19 CHF 3.44 % 1676.00 CHF
--------	-----------------------------	----------------------------	---------------------------------	-----------------------------------



Sparinvest SICAV Global Value EUR I  
2595773 / LU0258533180  
KAG

60.00	431.51 CHF (441.98 EUR) 25'890.30 CHF (26'518.80 EUR)	475.19 CHF (486.73 EUR) 28511.45 CHF (29'203.58 EUR)	0.15 CHF 0.03 % 9.20 CHF	43.69 CHF 10.12 % 2621.15 CHF
-------	--	---	--------------------------------	-------------------------------------

Vontobel Fund - Emerging Markets Corporate Bond HI CHF Hedged  
45490215 / LU1923148958  
KAG

300.00	90.75 CHF 27'225.00 CHF	93.45 CHF 28035.00 CHF	1.10 CHF 1.19 % 330.00 CHF	2.70 CHF 2.98 % 810.00 CHF
--------	----------------------------	---------------------------	----------------------------------	----------------------------------

White Fleet OLZ Equity China Optimized ESG IC (CHF) Acc 111853504 / LU2344583880 KAG	50.00	896.07 CHF 44'803.50 CHF	750.24 CHF 37512.00 CHF	2.52 CHF 0.34 % 126.00 CHF	-145.83 CHF -16.27 % -7291.50 CHF
---	-------	-----------------------------	----------------------------	----------------------------------	---

<b>Gesamt (Fonds):</b>			447428.48 CHF	850.23 CHF 0.19 %	9405.92 CHF 2.15 %
------------------------	--	--	---------------	----------------------	-----------------------

## Strukturierte Produkte

Name Valor / ISIN Börse	Anzahl	Kaufkurs Kaufwert	Aktueller Kurs Aktueller Wert	Heute +/- Heute % +/- Wert heute	Gesamt +/- Gesamt % +/- Wert seit Kauf
-------------------------------	--------	----------------------	----------------------------------	--	--

Tracker-Zertifikat auf Call- Warrant von LEON 112986035 / CH1129860354 SIX Structured Products	500.00	99.24 CHF 49'620.00 CHF	110.02 CHF 55010.00 CHF	0.62 CHF 0.57 % 310.00 CHF	10.78 CHF 10.86 % 5390.00 CHF
---	--------	----------------------------	----------------------------	----------------------------------	-------------------------------------

Tracker-Zertifikat auf Call- Warrant von UBS bis 05.04.2033 125174662 / CH1251746629 SIX Structured Products	250.00	89.37 CHF (99.95 USD) 22'341.32 CHF (24'987.50 USD)	96.23 CHF (107.63 USD) 24058.31 CHF (26'907.85 USD)	2.18 CHF 2.31 % 543.99 CHF	6.87 CHF 7.69 % 1716.98 CHF
--	--------	--	--	----------------------------------	-----------------------------------

<b>Gesamt (Strukturierte Produkte):</b>			79068.31 CHF	853.99 CHF 1.09 %	7106.98 CHF 9.88 %
---	--	--	--------------	----------------------	-----------------------

## Portfoliowert

Kaufpreis gesamt	Gesamtwert aktuell	Perf. heute absolut / %	Perf. gesamt absolut / %
882934.02 CHF	905131.12 CHF	2716.72 CHF 0.30%	22197.10 CHF 2.51%

## Vermögen

Performance auf Einlage

Einlage	1000000.00 CHF	Gesamtwert	998274.02 CHF	
davon		davon		
Anfangseinlage	1000000.00 CHF	Liquidität	93142.91 CHF	-0.17 %
Zuflüsse	0.00 CHF	Portfoliowert	905131.12 CHF	-1725.98 CHF
Abflüsse	0.00 CHF			



Position in the portfolio since the beginning!

## Performance: February 22, 2022 till March 13, 2024

SAMBA Portfolio Flex (CHF) -0.2%

Ratio approx.: Equity 81% / Bond 6% / Gold 3% / Cash 10%

SMI (CHF) -2.3%

SPI (CHF) -0.9%

S&P500 (CHF) +11.9%

S&P500 (USD) +16.8%

Dow Jones Ind. (CHF) +8.9%

Dow Jones Ind. (USD) +13.8%

Euro Stoxx 50 (CHF) +12.3%

Euro Stoxx 50 (EUR) +20.5%

USD/CHF: -4.9%

<>

EUR/CHF: -8.2%

### Selected ETF Products in CHF:

UBS ETF MSCI World USD dis (CHF) WRDUSA +7.3%

Vanguard Develop. World ETF dist (CHF) VEVE +6.2%

Vanguard All World ETF dist (CHF) VWRL +3.4%

UBS ETF MSCI ACWI ESG H USD acc (CHF) AWESGW +13.2%

UBS ETF S&P500 ESG USD acc (CHF) 5ESGS +10.5%

UBS ETF MSCI USA Quality dis (CHF) UQLTD +22.8%

LYXOR EURO STOXX 50 DH ACC (CHF) MSEC +26.8%

## SAMBA Portfolio Flex: Transactions 2024

- 1) SELL 50 Comet Holding AG / CHF 268.00 / +30.8%
- 2) SELL 60 VAT AG / CHF 390.30 / +59.6%
- 3) SELL 15 Alpora Innovation Europa Fd CHF hedg / CHF 2845.- / -5.9%
- 4) SELL 25 Tesla / CHF 166.40 / -44.5%
- 5) SELL 200 Seilern World Growth CHF H C Fonds / CHF 152.60 / +6.3%
  
- 6) BUY / 10000 / iShares \$ Treasury Bond 20+yr ETF USD / USD 3.56